

HUGO

01-3550

BARIATRIC OUTDOOR ROLLATOR
BARIATRIČNI ZUNANJI ROLATOR

EN

SL

i **EN** Instruction for use
SL Navodila za uporabo



EN This Instruction for use **MUST** be given to the user of the product. **BEFORE** using this product, this Instruction for use **MUST** be read and saved for future reference
SL Ta navodila za uporabo je **TREBA** izročiti uporabniku izdelka. **PRED** uporabo tega izdelka je **TREBA** skrbno prebrati ta navodila za uporabo in jih shraniti za morebitno prihodnjo uporabo.



Picture 1 / Slika 1



Picture 2 / Slika 2



Picture 3 / Slika 3



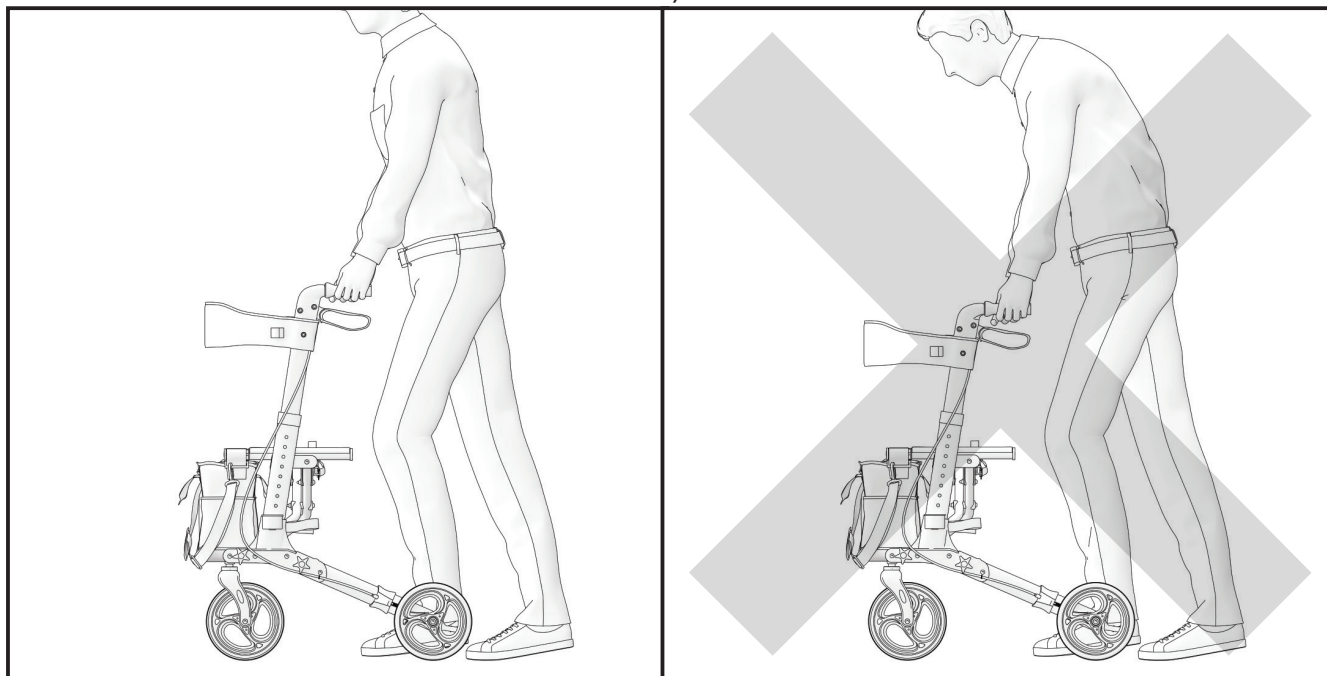
Picture 4 / Slika 4



Picture 5 / Slika 5

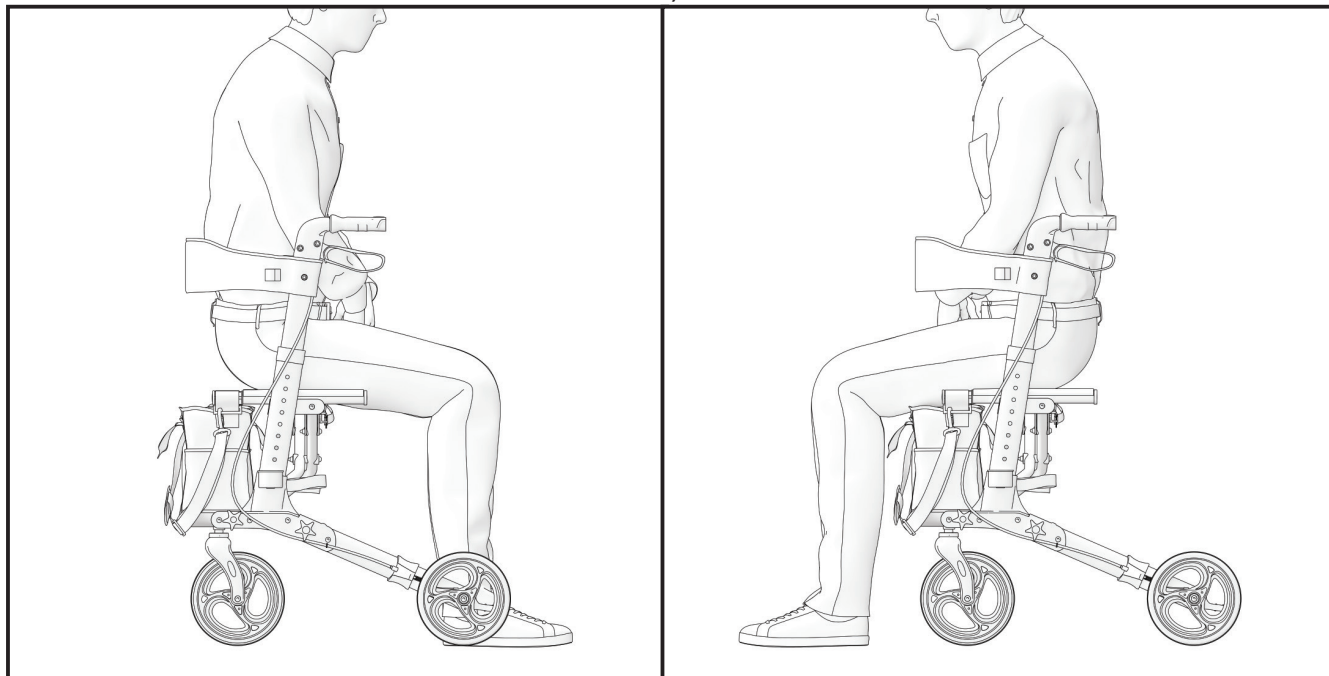


Picture 6 / Slika 6



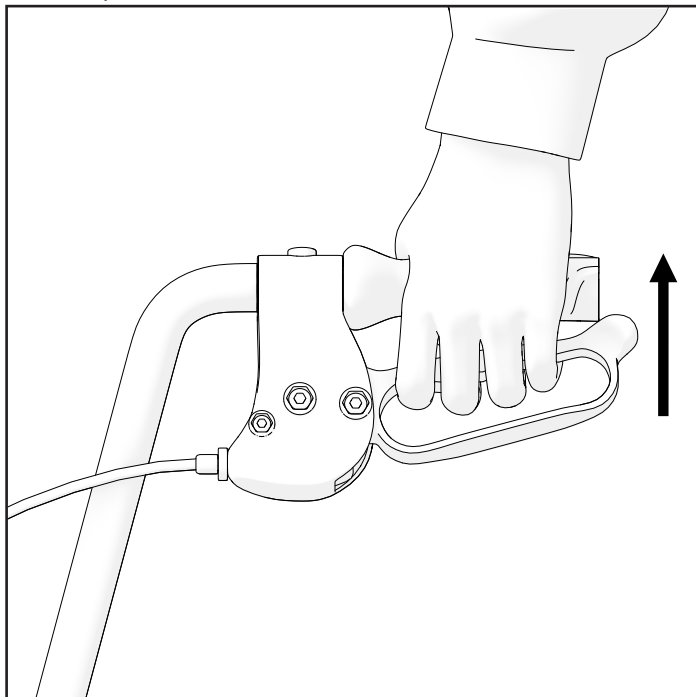


Picture 7 / Slika 7

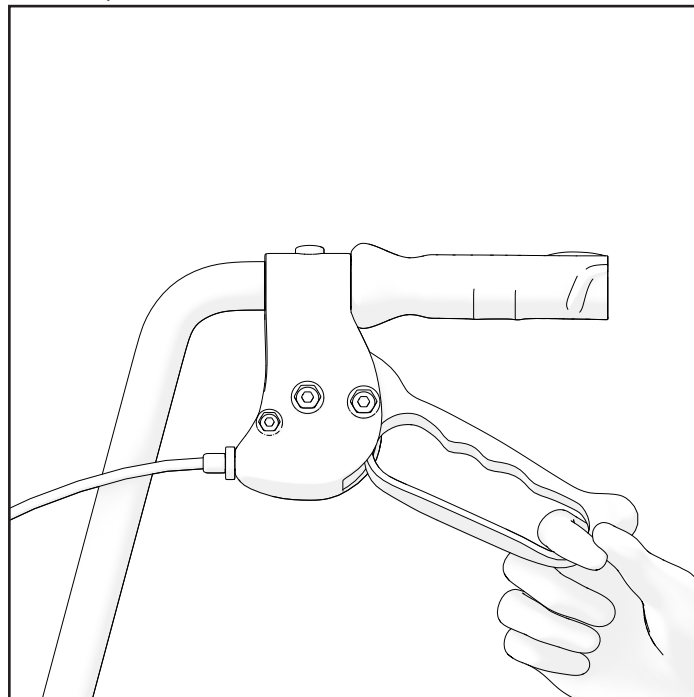




Picture 8 / Slika 8



Picture 9 / Slika 9



EN**SYMBOLS**

In this Instruction for Use, warnings are indicated by symbols. The warning symbols are accompanied by a heading that indicates the severity of the danger or basic information.



Gives basic information, recommendations, and guidance for efficient, trouble-free use.



WARNING / CAUTION - to indicate that caution is necessary when operating the device. To indicate that the current situation needs operator awareness or operator action in order to avoid undesirable consequences.



ATTENTION! This sign is used for very important parts concerning your safety. Please look at the operating instructions.

SAFETY INFORMATION**WARNING**

The rollator is only suitable for single occupancy.

**WARNING**

Be aware of hazards in your environment, such as narrow doorways, steps, household appliances, children's toys, etc. Do not reach for items further than your arm will extend.

**WARNING**

Do not attempt to ride over curbs or obstacles. Doing so may cause your rollator to tip over and cause bodily harm to you or damage to the rollator.

**WARNING**

It is forbidden to smoke or to be close to the flames, using a rollator.



WARNING

The rollator is not intended for use by the blind.



WARNING

Risk of burning. The rollator must not be permanently exposed to temperatures greater than +40 °C. Otherwise, the frame as well as the armrests can heat up, which might cause burns.



CAUTION

Risk of getting fingers caught. There is always a risk of getting, e.g., fingers or arms, caught in the moving parts of the rollator.



WARNING

Risk of accidents. Safety devices that are incorrectly set or no longer working (e.g., brakes) can cause accidents. Always check that the safety devices are working before you use the 4 wheel rollator, and have them checked regularly by the authorized dealer.



WARNING

Risk of accidents. For proper and safe use, we recommend you follow the safety instructions while using your rollator. HUGO, was designed to ensure stability while walking. Every movement on the rollator affects the center of gravity, which may cause the device to tip over.



WARNING

Use slow speeds on gradients. Do not exceed the maximum gradient stated. Do not use escalators. Do not reverse down a gradient.



WARNING

It is forbidden to exceed the maximum safe load of product.



WARNING

While unpacking, be cautious to avoid catching your fingers between the wheel and the fork.



WARNING

When using the 4 wheel rollator, use both brakes simultaneously to prevent the unbraked wheels from twisting and causing the user to fall.

GENERAL

INTRODUCTION

This Instruction for Use contains important information about handling the product. To ensure safety when using the product, read this Instruction for Use carefully and follow the safety instructions.

PREFACE

Thank you for the confidence shown in Kid-Man®. Every product is factory checked and left us in faultless condition. We wish you much success and we hope UAB Kasko Group | Kid-Man® product will make a positive impact to your daily living.

WARRANTY

We issue a warranty of 24 months from date of purchase. Any unauthorized modifications carried out without approval of the manufacturer will make the liability null and void. This includes exceeding the maximum user loads and using product in improper way. Warranty is only valid with fully filled warranty card. UAB Kasko Group | Kid-Man® (hereinafter called Manufacturer) after getting claimed item from purchaser within period of 4 weeks decides whether issue is treated under warranty. If issue is not covered under warranty and customer agrees, Manufacturer, if possible, fixes issue. All costs, including costs of transportation, should be covered by customer. Warranty repair does not extend warranty.

LIMITATION OF LIABILITY

Manufacturer accepts no liability for damage arising from:

- Non-compliance with the Instruction for use;
- Incorrect use;
- Natural wear and tear;
- Incorrect assembly or setup by the purchaser or a third-party technical modifications;
- The usage of unapproved 3rd party accessories instead of approved Manufacturer's accessories;
- Unauthorized modifications and/or use of unsuitable spare part.

STANDARDS AND REGULATIONS

The 4 wheel rollator complies the requirements of:

- a) REGULATION (EU) 2017/745 OF THE EUROPEAN PARLIAMENT AND OF THE COUNCIL of 5 April 2017 on medical devices, amending Directive 2001/83/EC, Regulation (EC) No 178/2002 and Regulation (EC) No 1223/2009 and repealing Council Directives 90/385/EEC and 93/42/EEC.
- b) LST EN ISO 11199-2:2021 Abiem rankomis valdomos pagalbinės vaikščiojimo priemonės. Reikalavimai ir bandymo metodai. 2 dalis. Vaikštinės su ratukais (ISO 11199-2:2021) Assistive products for walking manipulated by both arms - Requirements and test methods - Part 2: Rollators (ISO 11199-2:2021) EN ISO 11199-2:2021.

SERVICE LIFE

The expected service life is 5 (five) years, presuming that the product is used daily and in accordance with safety instructions, maintenance instructions and intended use, stated in this Instruction for Use.

After then, the device must be recycled. Do not throw your product away with common waste (see chapter “DISPOSAL”).

INFORMATION ABOUT MANUFACTURER

Manufacturer: UAB “Kasko Group” (registered trade mark Kid-Man®)

Address: A. Vivulskio 12D, Vilnius, LT-03221, Lithuania

Phone: +370 5 265 0000

E-mail: info@kid-man.com

Website: www.kid-man.com

INFORMATION ABOUT PRODUCT

Product: BARIATRIC ROLLATOR

Model: HUGO

REF: 01-3550



WARNING

Risk of accidents and serious injury. The rollator is not intended for use in motor vehicles.

INTENDED PURPOSE AND INDICATIONS

4 wheel rollator HUGO is a walking device for indoor and outdoor use, perfect for compensation and improvement respectively of restricted ability of walking.

i This 4 wheel rollator needs to fit to your specific health condition.

CONTRA-INDICATIONS

There are no known contraindications when using the 4 wheel rollator HUGO as intended.

INTENDED USERS

4 wheel rollator HUGO is intended to compensate and improve mobility of a person with restricted ability of walking with a maximum weight capacity of 205 kg.

**WARNING**

Risk of accidents. It is forbidden to exceed the maximum safe load of the 4 wheel rollator.

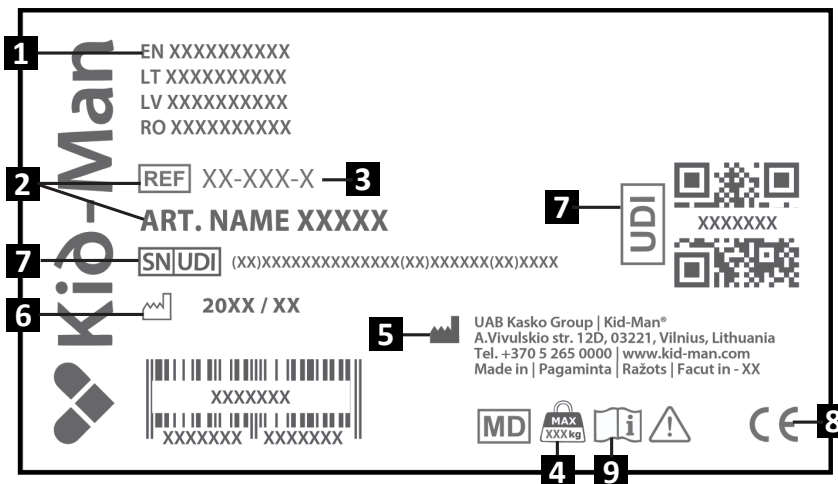
**CAUTION**

The 4 wheel rollator is appropriate for use by others. In order to do this, the rollator must first be thoroughly cleaned and disinfected. Then, the all components of the rollator must be get checked by an authorised service dealer for general condition, wear and shall get repaired if necessary.

PRODUCT LABEL

The identification label is attached to the frame of your product (see picture).

1. Product
2. Model
3. Size (seat width)
4. Maximum load
5. Manufacturer / contact details
6. Date of manufacture
7. UDI / SN code
8. CE mark
9. Consult instructions for use



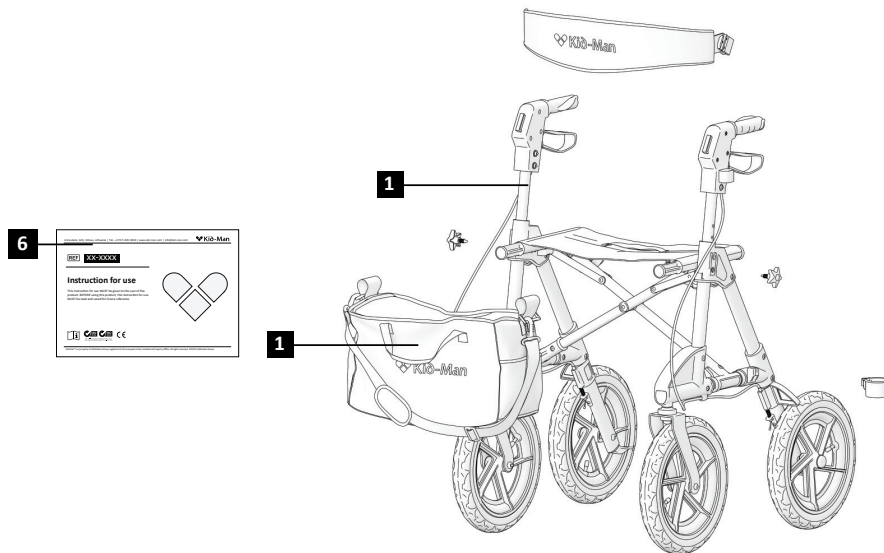
CONTENT OF PACKAGE

The 4 wheel rollator HUGO is delivered in a cardboard packaging and are ready for use. After unpacking, please keep the cardboard packaging if possible. You may need it later for storage or for the return of the device. Once parcel is received, please check whether it is not damaged during transportation.

- i** If you see signs of damage, please make a note of it to the transport company at the same time.
- i** Please check the contents of the package, and if any of the parts listed below are missing, contact your local dealer.

Content of package:

1. 1 x Folded rollator with backrest and brakes
2. 1 x Bag
3. Instruction for use



COMPONENTS AND FUNCTIONS

Overview

1. Backrest
2. Seat
3. Bag
4. Front wheel
5. Handle
6. Brake
7. Height adjustable button for handles
8. Frame
9. Brake wire
10. Rear wheel



SETTING UP THE ROLLATOR

To unfold the rollator:

1. Ensure the rollator is on solid, even ground;
2. With your hands flat, press the seat frame down until the seat surface flattens out and is fully set between the frame (Picture 1);
3. Attach the backrest to the designated mounting points on the rollator (Picture 4).
4. Hang the textile bag onto the two bag holders at the front of the rollator.

To fold the rollator:

1. Locate the folding strap on the seat;
2. Hold the rollator by the handles;
3. Raise the seat using the lifting strap to bring the rollator upward. As you lift, the rollator will automatically fold together (Picture 1).
4. Secure the folded position if necessary and store the rollator.



WARNING

Danger of trapping your finger!

OPERATION

Braking

The efficiency of the brakes can be affected by abrasion of the wheels. Therefore, test the brakes regularly. For desired braking strength adjust the brake either manually at the screw on the housing of the brake or with the suitable tool (not included) on the brake wire.

To operate the brakes

To activate the brakes, squeeze the brake levers upward and hold them (Picture 8). To release the brakes, release the levers. To engage parking brakes of the 4 wheel rollator, depress the brake levers until they lock and remain in the place (Picture 9).



WARNING

Before settling on your seat, make sure the brakes are engaged!

OPERATION

Adjusting the height of the handles

While pressing the height adjustment button with one hand, use the other hand to raise or lower the handle to the desired height (Picture 2). Repeat the same for both handles on the left and right sides. The height must be the same on both sides.

The height can be adjusted to 5 different positions. The positions are marked on the inner side of the handles (Picture 3).

Walking

When you walk with your rollator make sure you walk upright, with the rollator near your body. It will give you the correct body posture (Picture 6).

Sitting on the rollator

Make sure the rollator is secured with the parking brakes before sitting on the seat.

When seated, always place your feet between the rear wheels (Picture 7).

Moving onto the sidewalk

We recommend going up onto the sidewalk with the help of an assistant. Steps for the assistant:

- Position the rollator straight, directly in front of the curb.
- Tilt the rollator backward by pressing down on the tipping aid with your foot and slowly move forward until the front wheels roll over the curb (Picture 5).
- Push the rollator straight forward until the rear wheels touch the curb.
- Lift the rollator slightly and push it forward until the rear wheels are on the sidewalk.

MAINTENANCE

To ensure safe and reliable operation, carry out the following checks and maintenance regularly or have it carried out by another person. Below You will find recommended maintenance's schedule

| | Before use | Once a week | Once a month | Once a year |
|---|------------|-------------|--------------|-------------|
| Check that the wheels are seated correctly | | X | | |
| Visual check | | X | | |
| Check the folding mechanism | | | X | |
| Check the brakes | X | | | |
| Clean the wheels | | | X | |
| Have 4 wheel rollator checked by an authorized dealer | | | | X |



WARNING

Repair, cleaning, or adjustment of the product must be performed by an authorized service person while the product is not in use.



CAUTION

Only original spare parts can be used for replacement. Please provide model and serial number to dealer or contact manufacturer directly. Manufacturer and dealer are not responsible for any damage occurred to product or user if non original spare parts are used an (or) repair was done in unauthorized facility.

CLEANING AND DISINFECTION

Should be kept clean and dust free. This can be done with a duster or damp cloth and mild detergent.

- i** Sand and seawater can damage the bearings and steel parts of rollator can rust if the surface is damaged. If the 4 wheel rollator is exposed by sand and seawater for short periods, clean it after every trip to the beach.
- i** The rollator may be disinfected by spraying or wiping with tested, approved disinfectants. Spray a soft cleaning and disinfecting product and follow the instructions given by the manufacturer.

STORAGE

The product should be stored in a dry environment, away from direct sunlight. It should always be kept clean and free of dust.

 **WARNING**
The product must not be permanently exposed to temperatures greater than +40 °C. Otherwise, the frame and materials may overheat, which could cause burns or material damage.

 **WARNING**
Never place or store other items on top of the product.

After long-term storage (more than 3 months), the product must be inspected before use (see chapter “MAINTENANCE”).

ENVIRONMENTAL CONDITIONS

Keep the product under these conditions:
Temperature limitation –20°C to +40°C;
Relative humidity 20% to 75%;
Atmospheric pressure 800 hPa to 1060 hPa.

RE-USE

The product is suitable for re-use. The following actions must be carried out:
Cleaning and disinfection (see chapter CLEANING AND DISINFECTION); Inspection (see chapter MAINTENANCE);

The product should be adapted for the new user in accordance with the service documentation.

DISPOSAL

Be environmentally aware and dispose of the product properly. Disposal is subject to national and local regulations.
To have the product recycled, please contact your local community, waste disposal facility, or our service department.

SPECIFICATION

| Model | HUGO |
|-----------------------------------|-------------|
| REF | 01-3550 |
| Maximum safe load (kg) | 205 |
| Weight (kg) | 9.5 |
| Overall length (cm) | 71 |
| Overall width (cm) | 74 |
| Overall height (cm) | 90 - 99 |
| Basket length (cm) | 14 |
| Basket width (cm) | 52 |
| Basket depth (cm) | 24.5 |
| Width between armrest (cm) | 60 |
| Front wheel size (cm) | 23 x 4 |
| Back wheel size (cm) | 20 x 3.5 |

INCIDENTS

Any serious incident that has occurred in relation to the device should be reported to UAB Kasko Group | Kid-Man® and the competent authority of the Member State in which the user and/or patient is established.

CONTACTS:

Manufacturer: UAB “Kasko Group” (registered trade mark Kid-Man®)

Address: A.Vivulskio 12D, Vilnius, LT-03221, Lithuania

Phone: +370 5 265 0000

E-mail: info@kid-man.com

Website: www.kid-man.com



Auto-fill contacts via QR code

SL**SIMBOLI**

**V teh navodilih za uporabo so opozorila označena s simboli.
Opozorilne simbole spremlja naslov, ki opredeljuje resnost nevarnosti ali zagotavlja osnovne informacije.**



Podaja osnovne informacije, priporočila in napotke za učinkovito in nemoteno uporabo.



OPOZORILO/PREVIDNOST - napis opozarja na potrebno previdnost pri uporabi pripomočka. Opozarja tudi na to, da je v zadevni situaciji potrebna ozaveščenost ali ukrepanje upravljavca, da bi preprečili neželene posledice.



POZOR! Ta znak se uporablja za zelo pomembne dele, ki zadevajo vašo varnost. Prosimo vas, da si ogledate navodila za uporabo.

VARNOSTNE INFORMACIJE**OPOZORILO**

Rolator je primeren le za eno osebo.

**PREVIDNOST**

Bodite pozorni na nevarnosti v vaši okolici, kot so ozki prehodi, stopnice, gospodinjski aparati, otroške igrače ipd. Ne segajte po predmetih, ki se nahajajo na razdalji, ki je večja od iztega rok.

**OPOZORILO**

Ne poskušajte voziti čez robnike ali druge ovire. To lahko povzroči prevrnitev rolatorja, kar lahko vodi do telesnih poškodb uporabnika ali škode na rolatorju.

**OPOZORILO**

Med uporabo rolatorja je prepovedano kaditi ali se nahajati v bližini ognja.



OPOZORILO

Rolator ni namenjen slepim osebam.



OPOZORILO

Nevarnost opeklin. Rolator ne sme biti trajno izpostavljen temperaturam višjim od +40°C. V nasprotnem primeru se lahko okvir in nasloni za roke segrejejo, kar lahko povzroči opekline.



POZOR

Nevarnost ujetja prstov. Vedno obstaja nevarnost, da se prsti ali roke ujamejo v gibljive dele rolatorja.



OPOZORILO

Nevarnost nesreč. Varnostne naprave, ki so nepravilno nastavljene ali ne delujejo več (npr. zavore), lahko povzročijo nesreče. Pred uporabo štirikolesnega rolatorja vedno preverite, ali varnostne naprave delujejo, in jih redno dajte pregledati pri pooblaščenem prodajalcu.



OPOZORILO

Nevarnost nesreč. Za pravilno in varno uporabo priporočamo, da med uporabo rolatorja upoštevate varnostna navodila HUGO je zasnovan tako, da zagotavlja stabilnost med hojo. Vsako gibanje na rolatorju vpliva na težišče, kar lahko povzroči prevrnitev pripomočka.



OPOZORILO

Pri vožnji po naklonih vozite počasi. Ne prekoračite največjega dovoljenega naklona. Ne uporabljajte tekočih stopnic. Ne spuščajte se vzvratno po klancu navzdol.



OPOZORILO

Prepovedano je prekoračiti največjo varno obremenitev pripomočka.



OPOZORILO

Pri razpakiranju rolatorja bodite previdni, da si ne ukleščite prste med kolo in vilice kolesa.



OPOZORILO

Med uporabo štirikolesnega rolatorja aktivirajte obe zavori hkrati, da preprečite vrtenje nezaviranega kolesa, zaradi česar bi uporabnik rolatorja lahko padel.

SPLOŠNO

UVOD

Ta navodila za uporabo vsebujejo pomembne informacije o ravnanju z izdelkom. Za zagotovitev varnosti pri uporabi izdelka ta navodila natančno preberite in upoštevajte varnostna navodila.

PREDGOVOR

Zahvaljujemo se vam za izkazano zaupanje v blagovno znamko Kid-Man®. Vsak izdelek je bil tovarniško pregledan in odposlan v brezhibnem stanju.

Želimo vam veliko uspeha, obenem pa upamo, da bo izdelek Kid-Man® družbe UAB Kasko Group pozitivno vplival na vaše vsakodnevno življenje.

GARANCIJA

Za izdelek izdajamo 24-mesečno garancijo, ki velja od datuma njegovega nakupa. Vse nepooblaščen spremembe, izvedene brez odobritve proizvajalca, bodo povzročile nično in neveljavno odgovornost proizvajalca. To vključuje prekoračitev največje dovoljene obremenitve s strani uporabnika in nepravilno uporabo izdelka. Garancija velja le s popolnoma izpolnjenim garancijskim listom. Družba UAB Kasko Group | Kid-Man® v 4 tednih od prejema zahtevka s strani kupca, odloči, ali ta spada v okvir garancije ali ne. Če garancija ne krije kupčeve težave z izdelkom, lahko UAB Kasko Group, če kupec s tem soglaša, odpravi težavo (če je to mogoče). Vse stroške, vključno s stroški prevoza, krije kupec. Popravilo v času garancije ne pomeni podaljšanja garancije.

OMEJITEV ODGOVORNOSTI

Proizvajalec ne prevzema nobene odgovornosti za škodo, ki bi nastala zaradi:

- neupoštevanja navodil za uporabo,
- nepravilne uporabe,
- običajne obrabe in izrabe,
- nepravilne sestavitve ali nastavitve izdelka s strani kupca ali tehničnih prilagoditev, izvedenih s strani tretje osebe,
- uporabe neodobrene dodatne opreme s strani tretje osebe, namesto uporabe odobrene dodatne opreme proizvajalca,
- nepooblaščen prilagoditve in/ali uporabe neustreznega nadomestnega dela.

STANDARDI IN PREDPISI

Štirikolesni rolator izpolnjuje zahteve:

- a) UREDBE (EU) 2017/745 EVROPSKEGA PARLAMENTA IN SVETA z dne 5. aprila 2017 o medicinskih pripomočkih, ki spreminja Direktivo 2001/83/ES, Uredbo (ES) št. 178/2002 in Uredbo (ES) št. 1223/2009 ter razveljavlja Direktivi Sveta 90/385/EGS in 93/42/EGS.
- b) LST EN ISO 11199-2:2021 Pripomočki za hojo, ki jih upravljamo z obema rokama – Zahteve in preskusne metode – 2. del: Rolatorji (ISO 11199-2:2021) EN ISO 11199-2:2021.

ŽIVLJENJSKA DOBA

Ob predpostavki, da se izdelek uporablja vsak dan in v skladu z varnostnimi navodili, navodili za vzdrževanje in predvideno uporabo, ki je navedena v navodilih za uporabo, pričakovana življenjska doba rolatorja znaša pet (5) let.

Po izteku tega časa je treba rolator ustrezno reciklirati. Rolatorja ne odložite med običajne gospodinjske odpadke (glejte poglavje »ODSTRANJEVANJE«).

INFORMACIJE O PROIZVAJALCU

Proizvajalec: UAB »Kasko Group« (registrirana blagovna znamka Kid-Man®)

Naslov: A. Vivulskio 12D, Vilna, LT-03221, Litva

Telefon: +370 5 265 0000

E-pošta: info@kid-man.com

Spletna stran: www.kid-man.com

PODATKI O IZDELKU

Izdelek: BARIATRIČNI ROLATOR

Model: HUGO

REF: 01-3550



OPOZORILO

Nevarnost nesreč in resnih poškodb. Rolator ni namenjen uporabi v motornih vozilih.

PREDVIDENI NAMEN IN INDIKACIJE

Štirikolesni rolator HUGO je pripomoček za hojo, namenjen uporabi v notranjih in zunanjih prostorih, primeren za kompenzacijo oziroma izboljšanje omejene sposobnosti hoje.



Ta štirikolesni rolator mora bit prilagojen vašemu specifičnemu zdravstvenemu stanju.

KONTRAINDIKACIJE

Pri uporabi štirikolesnega rolatorja HUGO v skladu z njegovim predvidenim namenom niso znane kontraindikacije.

PREDVIDENI UPORABNIKI

ŠTIRIKOLESNi ROLATOR HUGO je zasnovan za kompenzacijo in izboljšanje mobilnosti osebe z omejeno sposobnostjo hoje. Največja dovoljena obremenitev znaša 205 kg.



OPOZORILO

Nevarnost nesreč.

Prepovedano je prekoračiti največjo varno obremenitev štirikolesnega rolatorja.



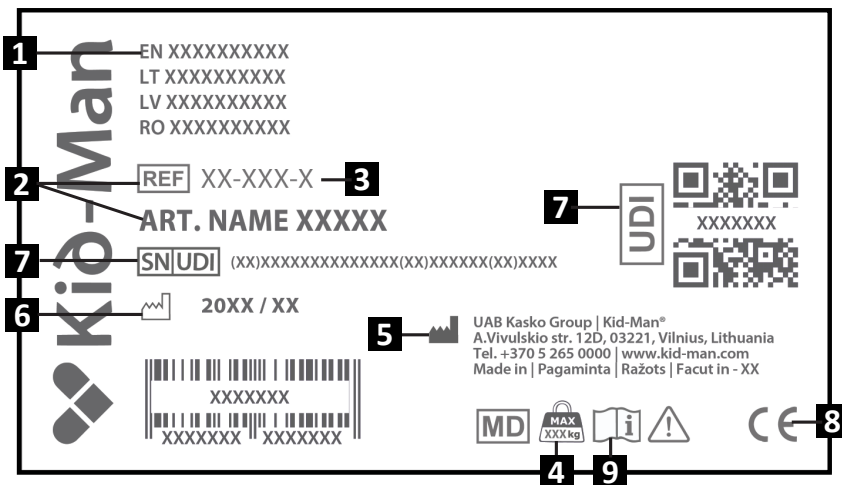
POZOR

Štirikolesni rolator je primeren za uporabo tudi pri drugih uporabnikih. Pred ponovno uporabo mora biti rolator temeljito očiščen in razkužen. Nato mora pooblaščen servisni prodajalec preveriti vse sestavne dele rolatorja glede splošnega stanja in obrabe ter jih po potrebi popraviti.

OZNAKA IZDELKA

Identifikacijska etiketa je pritrjena na okvir vašega stola za prhanje (glejte sliko).

1. Izdelek
2. Model
3. Velikost (širina sedeža)
4. Največja dovoljena obremenitev
5. Proizvajalec / kontaktni podatki
6. Datum izdelave
7. Koda UDI / SN
8. CE oznaka
9. Preberite navodila za uporabo



VSEBINA PAKETA

Štirikolesni rolator HUGO je dobavljen v kartonasti embalaži in je pripravljen za uporabo. Prosimo vas, da po končanem razpakiranju štirikolesnega rolatorja shranite njegovo kartonasto embalažo (če je to mogoče). To boste kasneje morda potrebovali za shranjevanje ali vračilo štirikolesnega rolatorja.

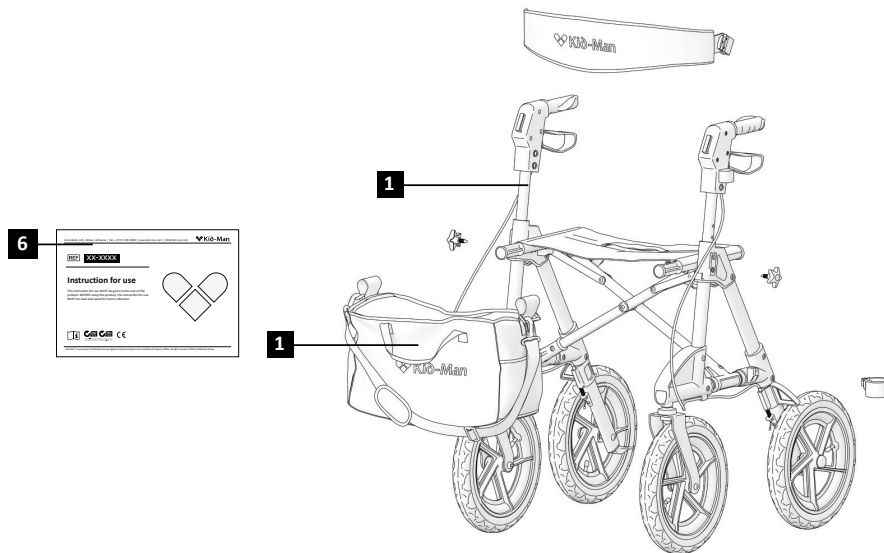
Ob prejemu paketa preverite, ali je med prevozom prišlo do poškodb.

i Če opazite znake poškodb, o tem nemudoma obvestite prevozno podjetje.

i Prav tako preverite vsebino paketa. Če manjka kateri izmed spodaj navedenih delov, o tem nemudoma obvestite vašega lokalnega prodajalca.

Vsebina paketa:

1. 1 x Folded rollator with backrest and brakes
2. 1 x Bag
3. Instruction for use



SESTAVNI DELI IN FUNKCIJE

Pregled

1. Naslonjalo
2. Sedež
3. Torba
4. Sprednje kolo
5. Ročaj
6. Zavora
7. Gumb za nastavitev višine ročajev
8. Okvir
9. Zavorni kabel
10. Zadnje kolo



NAMESTITEV ROLATORJA

Za razpiranje rolatorja:

1. Prepričajte se, da je rolator postavljen na trdno in ravno podlago;
2. Z dlanmi pritisnite sedežni okvir navzdol, dokler se sedežna površina ne poravna in je popolnoma nameščena med okvir (Slika 1);
3. Namestite naslonjalo na predvidena pritrtilna mesta na rolatorju (Slika 4).
4. Tekstilno torbo obesite na dva nosilca za torbo na sprednjem delu rolatorja.

Za zlaganje rolatorja:

1. Poiščite zložilni trak na sedežu;
2. Rolator držite za ročaj;
3. Dvignite sedež s pomočjo dvižnega traku, da se rolator dvigne navzgor. Med dviganjem se bo rolator samodejno zložil skupaj (Slika 1);
4. Po potrebi pritrдите zloženi položaj in rolator shranite.



OPOZORILO

Nevarnost ujetja prstov!

UPORABA

Zaviranje

Obraba koles lahko vpliva na učinkovitost zavor, zato je treba redno preverjati njihovo stanje. Za doseg želenih zavornih moči, je treba zavoro nastaviti bodisi ročno pri vijaku na ohišju zavore ali z ustreznim orodjem (ni priloženo) na zavornem kablu.

Upravljanje zavor

Za aktiviranje zavor stisnite zavorne ročice navzgor in jih držite (Slika 8). Za sprostitve zavor ročice spustite.

Za vklop parkirnih zavor štirikolesnega rolatorja pritisnite zavorne ročice navzdol, dokler se ne zaklenejo in ostanejo v položaju (Slika 9).



OPOZORILO

Preden se usedete na sedež, se prepričajte, da so zavore aktivirane!

UPORABA

Nastavitev višine ročajev

Višina se nastavlja v dveh korakih. Najprej sprostite ročaj iz okvirja. Nato medtem ko z eno roko pritiskate rdeči gumb, z drugo roko dvignite ali spustite ročaj na zeleno višino (Slika 2). Enako ponovite za oba ročaja na levi in desni strani. Višina mora biti na obeh straneh enaka.

Višino je mogoče nastaviti v 6 različnih položajev. Položaji so označeni na notranji strani ročajev (Slika 3).

Hoja

Ko hodite z rolatorjem, poskrbite, da hodite vzravnano, pri čemer naj bo rolator blizu vašega telesa. To vam bo omogočilo pravilno držo (Slika 6).

Sedenje na rolatorju

Preden se usedete na sedež, se prepričajte, da je rolator zavarovan s parkirnimi zavorami. Ko sedite, vedno postavite stopala med zadnja kolesa (Slika 7).

Premik na pločnik

Priporočamo, da se na pločnik povzpnete s pomočjo spremljevalca. Koraki za spremljevalca:

- Postavite rolator naravnost, neposredno pred robnik.
- Nagnite rolator nazaj tako, da z nogo pritisnete na pripomoček za nagibanje, in se počasi pomikajte naprej, dokler sprednja kolesa ne zapeljejo čez robnik (Slika 5).
- Potisnite rolator naravnost naprej, dokler se zadnja kolesa ne dotaknejo robnika.
- Rahlo dvignite rolator in ga potisnite naprej, dokler zadnja kolesa niso na pločniku.

VZDRŽEVANJE

Za zagotovitev varnega in zanesljivega delovanja, redno izvajajte spodnje preglede in vzdrževalne postopke ali za njih zadolžite drugo osebo. V nadaljevanju je naveden načrt priporočenih posegov vzdrževanja.

| | Pred upo- rabo | Enkrat na teden | Mesečni pre- gled | Enkrat na leto |
|--|-------------------|--------------------|----------------------|-------------------|
| Preverite, ali so kolesa pravilno nameščena | | X | | |
| Vizualni pregled | | X | | |
| Preverite delovanje mehanizma za zlaganje | | | X | |
| Preverite delovanje zavor | X | | | |
| Očistite kolesa | | | X | |
| Naj 4-kolesni rolator pregleda pooblaščen prodajalec | | | | X |



OPOZORILO

Popravilo, čiščenje ali nastavitve izdelka mora opraviti pooblaščen servisna oseba, ko izdelek ni v uporabi.



POZOR

Za zamenjavo se smejo uporabljati samo originalni nadomestni deli. Prosimo, da prodajalcu posredujete model in serijsko številko ali se neposredno obrnete na proizvajalca. Proizvajalec in prodajalec ne odgovarjata za kakršno koli škodo na izdelku ali uporabniku, če so uporabljeni neoriginalni nadomestni deli in/ali je bilo popravilo opravljeno v nepooblaščenem servisu.

ČIŠČENJE IN RAZKUŽEVANJE

Izdelek mora biti čist in brez prahu. To lahko storite s krpo za prah ali vlažno krpo in blagim detergentom.

i Pesek in morska voda lahko poškodujeta ležaje, jekleni deli rolatorja pa lahko zarjavijo, če je površina poškodovana. Če je 4-kolesni rolator kratek čas izpostavljen pesku in morski vodi, ga po vsakem obisku plaže očistite.

i Rolator je mogoče razkužiti z brizganjem ali brisanjem s preizkušenimi, odobrenimi razkužili. Uporabite nežno čistilno in razkuževalno sredstvo ter upoštevajte navodila proizvajalca.

SHRANJEVANJE

Izdelek je treba shranjevati v suhem okolju, stran od neposredne sončne svetlobe. Vedno mora biti čist in brez prahu.



OPOZORILO

Izdelek ne sme biti trajno izpostavljen temperaturam višjim od +40°C. V nasprotnem primeru se lahko okvir in materiali pregrejejo, kar lahko povzroči opekline ali poškodbe materiala.



OPOZORILO

Nikoli ne postavljajte ali shranjujte drugih predmetov na vrhu izdelka.

Po dolgotrajnem shranjevanju (več kot 3 mesece) je treba izdelek pred uporabo pregledati (glejte poglavje »VZDRŽEVANJE«).

OKOLJSKI POGOJI

Izdelek hranite v naslednjih pogojih:
Temperaturna omejitev: -20°C do +40°C;
Relativna vlažnost: 20 % do 75 %;
Atmosferski tlak: 800 hPa do 1060 hPa.

PONOVNA UPORABA PONOVA UPORABA

Izdelek je primeren za ponovno uporabo. Izvesti je treba naslednje postopke:
Čiščenje in razkuževanje (glejte poglavje »ČIŠČENJE IN RAZKUŽEVANJE«);
Pregled (glejte poglavje »VZDRŽEVANJE«).

Izdelek je treba prilagoditi novemu uporabniku v skladu s servisno dokumentacijo.

ODSTRANJEVANJE

Bodite okoljsko odgovorni in izdelek pravilno odstranite. Odstranjevanje je predmet nacionalnih in lokalnih predpisov. Za recikliranje izdelka se obrnite na lokalno skupnost, center za ravnanje z odpadki ali naš servisni oddelek.

SPECIFIKACIJA

| Model | HUGO |
|--|-------------|
| REF | 01-3550 |
| Največja varna obremenitev (kg) | 205 |
| Teža (kg) | 9.5 |
| Skupna dolžina (cm) | 71 |
| Skupna širina (cm) | 74 |
| Skupna višina (cm) | 90 - 99 |
| Dolžina košare (cm) | 14 |
| Širina košare (cm) | 52 |
| Globina košare (cm) | 24.5 |
| Širina med naslonoma za roke (cm) | 60 |
| Velikost sprednjih koles (cm) | 23 x 4 |
| Velikost zadnjih koles (cm) | 20 x 3.5 |

RESNI ZAPLETI

O vsakem resnem zapletu, do katerega je prišlo v zvezi s pripomočkom, je treba obvestiti družbo UAB Kasko Group | Kid-Man® in pristojni organ države članice, v kateri ima uporabnik in/ali bolnik stalno prebivališče.

KONTAKTI:

Proizvajalec: UAB »Kasko Group« (registrirana blagovna znamka Kid-Man®)

Naslov: A.Vivulskio 12D, Vilna, LT-03221, Litva

Telefon: +370 5 265 0000

E-pošta: info@kid-man.com

Spletna stran: www.kid-man.com



Samodejno izpolnjevanje stikov prek QR kode

WARRANTY CARD / GARANCIJSKI LIST

| Products name Ime izdelka | Model, REF Model, REF | Date of purchase (insert) Datum nakupa (vnesite) | Warranty period Garancijska doba |
|--|--------------------------|---|-------------------------------------|
| EN Bariatric 4 wheel rollator SL Bariatrični štirikolesni rolator | HUGO, 01-3550 | | 24 months mesecev |

Published by UAB Kasko Group | Kid-Man®

A. Vivulskio g. 12D, 03221 Vilnius, Lithuania
Tel. +370 5 265 0000 | www.kid-man.com | info@kid-man.com

Date 2019-03-18

Date of last update 2026-02-04
Datum zadnje posodobitve: 2026-02-04The quality management system of Kasko Group,
UAB meets the standards ISO 9001 and ISO 14001

Place for SN | UDI

Prostor za serijsko številko | Edinstveni identifikator pripomočka

Your dealer
Vaš prodajalec